



# Dynamic Discharge-Manager DDM 4.0

The perfect supplement for capacitor banks with an energy capacity of up to two megajoules – controlled by one or more Energy Management Devices PxrRX. Connected directly to the DC Link the Dynamic Discharge-Manager DDM 4.0 can lead to a safe voltage level of both, the drive controller and the storage units. The residual voltage in the system then is at a voltage level of about ten volts, thus making the system safe to work on. The DDM 4.0 is known for its perfect discharge using a safe braking resistor that is optimally designed with our B3H3.6100-1000IP65.

## Smart discharger for large capacities

- > ideal for electrolytic capacitors and super capacitors
- > integrated self-monitoring
- > controllable

## Environmental conditions

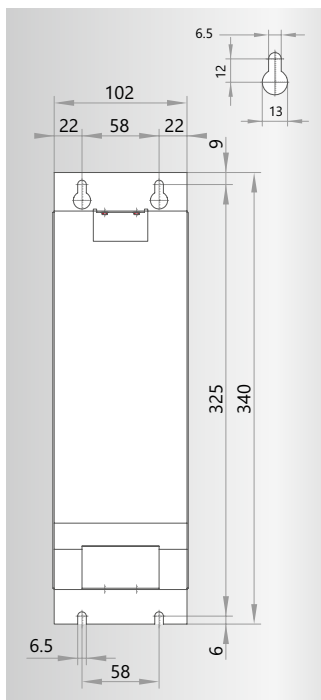
Parameter	Value
Ambient temperature	-10°C to +65°C (transport, storage) 0°C to +40°C (operation)
Relative humidity	<95% (transport, storage) <85% (operation)
Type of cooling	air cooling (convection)
Protection class of the housing	IP20
Degree of contamination of installation location	2

## Technical Data DDM 4.0

Parameter	Value
Average discharge power	ca. 3,500 W
Maximum discharging energy	>2,000 kJ
Max. operating voltage	800 VDC
Dimensions mm H x W x D	340 x 102 x 187 mm
Digital I/Os	+
Bus connection	RS422/RS485
Weight	ca. 6.0 kg
Protection class	IP20

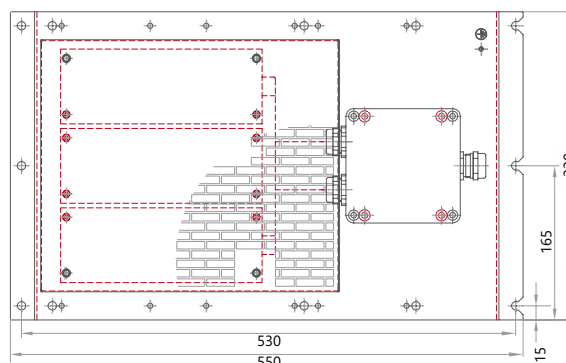



## Installation dimensions and mounting holes (mm)



## Technical Data B3H3.6100-1000IP65

Parameter	Value
Nominal output	3,600 W
Resistance value	11.1 Ohm
Dimensions mm H x W x D	550 x 330 x 150 mm
Weight	ca. 13.0 kg
Protection class	IP65






### Easy connection

The DDM 4.0 is an active and safe discharger that controls capacities of up to more than two megajoules from a single DC Link.

The connection is made on the front panel of the device.

1. R+ and R- ports under „Load“ for connection of the braking resistor
2. The ports under „Drive“ for connection of the plus and minus poles of the DC Link of the drive controller
3. Digital interface
4. RS422/RS485 port
5. RS422/RS485 port

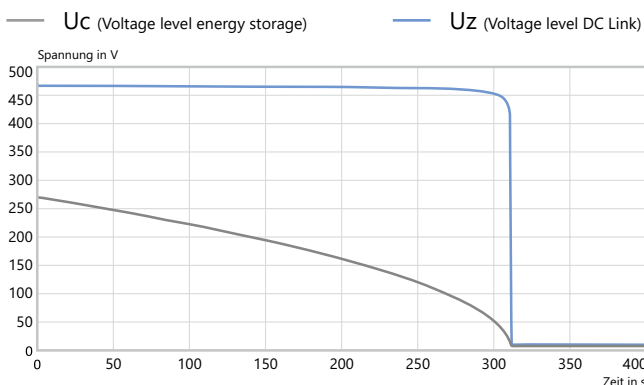


## Discharge examples

### Case 1

DDM 4.0 in an active Energy Management System KTS-x2004 with an energy capacity of one MJ, maximum storage voltage 270 VDC, DC Link voltage 470 VDC, room temperature approx. 20°C

Discharge on the PxTRX with DDM 4.0 and B3H3.6100-1000IP65



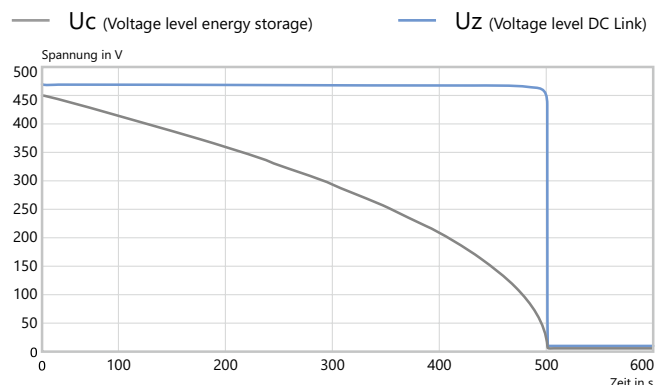
### Discharge duration

Up to a memory voltage reach of the KTS-x2004 to approx. 10 VDC – approx. 310 s (5 min, 10 s)

### Case 2

DDM 4.0 in an active Energy Management System KTS-x2006 with an energy capacity of 1.68 MJ, maximum storage voltage 450 VDC, DC Link voltage 470 VDC, room temperature approx. 20°C

Discharge on the PxTRX with DDM 4.0 and B3H3.6100-1000IP65




### Discharge duration

Up to a memory voltage reach of the KTS-x2006 to approx. 10 VDC – approx. 500 s (8 min, 20 s)

## What we offer:

- Tested product quality
- Certified processes
- Individual application support
- Machine specific design and sizing
- Rapid reaction
- Quick delivery times
- On-time delivery
- Reliable partner
- Long-term business relationship
- Direct customer relations

Use our communication channels:



## Your specialist for:

- Active energy management devices and systems
- Safe brake resistors

We look forward to hearing from you!



Michael Koch GmbH  
Zum Grenzgraben 28, 76698 Ubstadt-Weiher, Tel. +49 7251 96 26-200  
www.brakeenergy.com, mail@bremsenergie.de

Technical changes reserved. MK\_PRO\_DDM\_ENG\_R01\_0

